

TECHNICAL DETAILS	
Dimensions	138 x 23 x 4,000 mm
Linear mass	3.20 kg/ml
Layout 1m²	7 m of boards 3 m of joists 18 single fastening clips
Logistics	4 m pallet: 104 boards; 57 m ² ; 1,332 kg
Overview of laying rules	Interval between joists: 400 mm on axis (between joist centres) Expansion gap between boards: 5 mm Expansion gap between boards and external elements: 15 mm Refer to the PU7 fitting instructions for full details
Special length	Boards from 1 to 4 m to order.
Tolerances	Width and thickness: ± 2 mm; Length: ± 10 mm; Weight: ± 5%

Help for quotations:
see our configurator
on [silvadec.com](https://www.silvadec.com)

Characteristics	Advantages
-----------------	------------

COMPOSITION

2/3 wood Certified by Bois de France & PEFC
1/3 polymer Partially made from recycled materials MORE label

Material sourced from the circular and local economy.
Worked in the same manner as solid wood. Splinter-free.
Frost-resistant.

Nuances by Silvadec® coextruded manufacturing technology
100% polymer protective coating around the board
Random colour shades produced continuously

Colour stability, UV resistant.
Easy clean-up of household stains.
Elegant and durable colour shades.

DURABILITY AND SAFETY

Moisture resistance in accordance with EN 317
24-hour immersion: Swelling 0.4%
Weight gain 1.4%.

Rot-proof, does not decay.

Resistance to pests in accordance with EN350
Fungi and termites: Class DC1 (very durable)

Not susceptible to fungi or insects.
No chemical treatment. Guaranteed for 25 years.

Scratch resistance in accordance with XP B 53669
350 gf: FCBA NF Method for Wood Floors

Suitable for intensive commercial use.

Fire resistance in accordance with EN13501
Broof classification (t1)

Suitable for use on roof terraces. Installation on aluminium joists (Reversil).

Colour fastness according to ISO 105-A02
Grey scale: ≥ 4 for 10 years

Colour guaranteed for 10 years, laboratory quality testing.

Solar Reflectance Index (SRI) in accordance with ASTM E1980
Nuances Ipe: between 4 and 13; Nuances Oak:
between 31 and 33

Lower temperature in direct sunlight than that of decking made from exotic wood for the light oak shade.

Slip resistance in accordance with DIN 51130 (Scale from R9 to R13)
Longitudinal direction: R12; Transverse direction: R13

Safety ensured by excellent board grip.

Load resistance in accordance with DTU 51.4 (centreline distance 400 mm)
Distributed load: 500 kg/m² - Concentrated load: 200 kg

Corresponds to usage class A – residential.

MATERIAL PROPERTIES

Mechanical properties in bending in accordance with EN 15334
Module (E): 3,200 MPa - Breaking strength (Rm): 23.6 MPa

Material suitable for decking.

Physical properties
Density: 1.22 g/cm³
Longitudinal expansion coefficient: 29 µm · m⁻¹ · °C⁻¹

Thermal expansion in the longitudinal direction:
1 mm per m for a temperature variation range of 40°C.

HEALTH AND ENVIRONMENT

Environmental and Sanitary Declaration Form
First manufacturer to establish this in 2019.
Latest version April 2024, No.: 20240337404.

Environmental impact at the heart of our concerns.
Meets RE2020 requirements.

VOC emissions in accordance with ISO 16000: Low, A+ classification

Non-toxic boards, suitable for use in nurseries.

Decking installation instructions (ref. PU7)



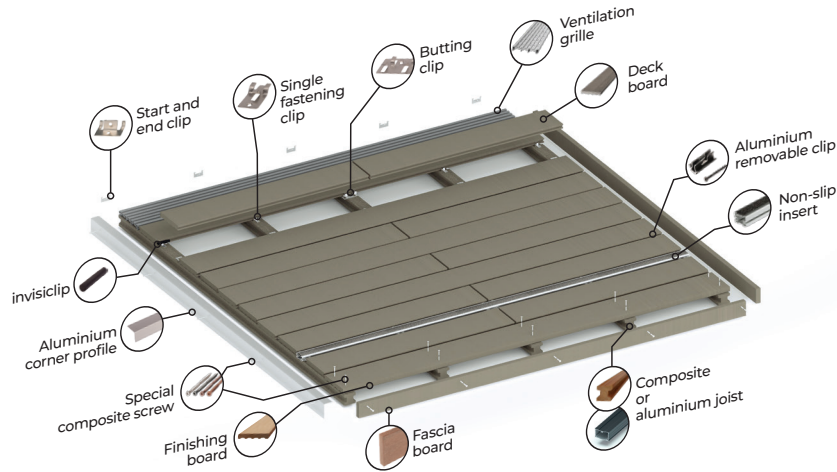
Maintenance advice (ref. FE06)











* Warranty terms can be downloaded from www.silvadec.com












DECKING PART REFERENCES



STRUCTURE								
 <p>Composite joist structure 50 x 50 mm</p>								
	Brown joist 4000 mm 63 x 40 x 3600 mm	Brown joist 3000 mm 63 x 40 x 3600 mm	Grey joist 4000 mm 63 x 40 x 3600 mm	Single fastening clip + screws (x 30)	Single fastening clip + screws (x 360)	Start and end clip + screws (x 10)	Butting clip + screws (x 10)	Optional removable clip + screws (x 10)
	Ref. SILAMB1001	SILAMB0601	SILAMB1102	SICLIP0501	SICLIP0801	SICLIP0601	SICLIP0502	SICLIP1601
EAN 3760102973189	3760102970195	3760102973295	3760102970058	3760102971710	3760102970171	3760102970157	3760102978139	
Joist support	Laid and installed directly on a flat concrete slab							

FINISHING					
<p>Special stainless-steel composite finishing screw (x50)</p>					
	Light Brown	Dark Brown	Light Grey	Dark Grey	
	Ref. B0079	B0077	B0080	B0078	
EAN 3760102970119	3760102970089	3760102970102	3760102970072		
<p>Finishing accessories</p>				<p>Ventilation grille 138 x 23 x 1995 mm</p>	
	Aluminium corner profile 37 x 74 mm	Non-slip insert 45 x 23 x 2000 mm	Optional invisiclip (x 30)		
	Ref. SICOALU1101	SIANTI1301	SICLIP1902	E0296	E0304
EAN 3760102972755	3760102975381	3701347200494	3760102973646	3760102973653	

STRUCTURE								
 <p>REVERSIL aluminium structure 63 x 40 x 3600 mm</p>								
	REVERSIL joist 3600 mm	REVERSIL divider 337 mm	Single fastening clip + screws for aluminium joists (x 36)	Start and end clips + screws for aluminium joists (x 10)	Finishing screws for aluminium joists (x 50)	REVERSIL horizontal brackets + H8 screws (x 10)	REVERSIL vertical brackets + H8 screws (x 10)	Folding REVERSIL connectors + H8 screws (x 10)
	Ref. SILAMB2102	SILAMBENT2101	SICLIP2102	SICLIP2111	C0087	B0027	B0028	B0029
EAN 3701347201101	3701347201118	3701347202528	3701347202535	3760102971093	3701347203457	3701347203464	3701347203440	
Joist support	Centreline distance between pedestals: 40 cm (public), 60 cm (residential)							



MONOEXTRUSION
TECHNOLOGY

ELEGANCE

Deck boards 138 x 23 x 4000 mm		Colorado Brown		Exotic Brown		Iroise Grey		Anthracite Grey	
Smooth finish	Ref.		SILAM0507L4		SILAM0509L4		SILAM0508L4		SILAM0904L4
	EAN		3760102970737		3760102970751		3760102970744		3760102971055
Grooved finish	Ref.		SILAM0501L4		SILAM0503L4		SILAM0502L4		SILAM0903L4
	EAN		3760102970126		3760102970218		3760102970201		3760102970980
Embossed finish	Ref.		SILAM1001L4		SILAM1002L4		SILAM1003L4		SILAM1004L4
	EAN		3760102972854		3760102972113		3760102972120		3760102972137

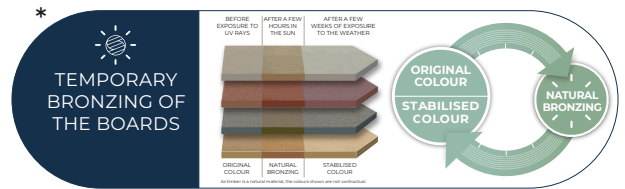
Deck boards 180 x 23 x 4000 mm		Colorado Brown		Exotic Brown		Iroise Grey		Anthracite Grey	
Smooth finish	Ref.		SILAM1201L4		SILAM1202L4		SILAM1203L4		SILAM1204L4
	EAN		3760102974599		3760102974612		3760102974636		3760102974650
Grooved finish	Ref.		SILAM1205L4		SILAM1206L4		SILAM1207L4		SILAM1208L4
	EAN		3760102974674		3760102974698		3760102974711		3760102974735
Embossed finish	Ref.		SILAM1313L4		SILAM1314L4		SILAM1315L4		SILAM1316L4
	EAN		3760102975442		3760102975466		3760102975480		3760102975503

Finishing boards Smooth finish		Colorado Brown		Exotic Brown		Iroise Grey		Anthracite Grey	
138 x 23 x 4000 mm	Ref.		SIPLCH0906		SIPLCH0908		SIPLCH0907		SIPLCH0910
	EAN		3760102971932		3760102973196		3760102971949		3760102973202
180 x 23 x 4000 mm	Ref.		SIPLCH1302		SIPLCH1301		SIPLCH1303		SIPLCH1304
	EAN		3760102975404		3760102975398		3760102975411		3760102975428

Fascia boards Smooth finish		Colorado Brown		Exotic Brown		Iroise Grey		Anthracite Grey	
70 x 20 x 2000 mm	Ref.		SIJUP0301		SIJUP0401		SIJUP0302		SIJUP0901
	EAN		3760102973141		3760102973158		3760102973165		3760102973172

EMOTION

Deck boards Smooth finish		Savannah Brown		Ecuador Brown	
138 x 23 x 4000 mm	Ref.		SILAM0901L4		SILAM0902L4
	EAN		3760102970997		3760102971000
Fascia boards Smooth finish		Savannah Brown		Ecuador Brown	
70 x 20 x 2000 mm	Ref.		SIJUP1001		SIJUP1002
	EAN		3760102972977		3760102972984



COEXTRUSION
TECHNOLOGY

ATMOSPHERE

Deck boards Brushed finish		Belem Grey	Sao Paulo Brown	Cayenne Grey	Lima Brown	Ushuaia Grey	Rio Brown
138 x 23 x 4000 mm	Ref.						
	EAN	SILAM1601L4	SILAM1602L4	SILAM1603L4	SILAM1607L4	SILAM1609L4	SILAM1812L4
180 x 23 x 4000 mm	Ref.	SILAM1807L4	SILAM1809L4	SILAM1810L4	SILAM1808L4	SILAM1610L4	SILAM1811L4
	EAN	3760102978177	3760102978214	3760102978238	3760102978276	3760102978313	3760102970768
Finishing boards Brushed finish							
138 x 23 x 4000 mm	Ref.						
	EAN	SIPLCH1603	SIPLCH1601	SIPLCH1604	SIPLCH1602	SIPLCH1605	SIPLCH1801
180 x 23 x 4000 mm	Ref.	SIPLCH1803	SIPLCH1805	SIPLCH1804	SIPLCH1806	SIPLCH1802	SIPLCH1807
	EAN	3760102970836	3760102970850	3760102970843	3760102970867	3760102970829	3760102970874
Fascia boards Brushed finish							
70 x 20 x 2000 mm	Ref.						
	EAN	SIJUP1604	SIJUP1601	SIJUP1602	SIJUP1605	SIJUP1603	SIJUP1801
		3760102978320	3760102977903	3760102977934	3760102978337	3760102978122	3760102970805

NUANCES BY SILVADEC

Deck boards Brushed finish		Ipe Nuances		Nuances Light Oak	
138 x 23 x 4000 mm	Ref.		B0035		D0373
	EAN		3701347203631		3760102973066
Finishing boards Brushed finish					
138 x 23 x 4000 mm	Ref.		B0038		D0374
	EAN		3701347203600		3760102973080
70 x 20 x 2000 mm	Ref.		B0037		D0369
	EAN		3701347203617		3760102972687